

# Three-Way Power Dividers

## 1 - 300 MHz

DS-117/308

V2.00

### Features

- Low Loss: 0.5 dB Typ.
- Impedance: 50 Ohms Nom.
- Power Rating: 1.0 W Max.
- Internal Load Dissipation: 0.05 W Max.
- Flatpack and Connectorized Packages
- MIL-STD-202 Screening Available

### Guaranteed Specifications\* (From -55°C to +85°C)

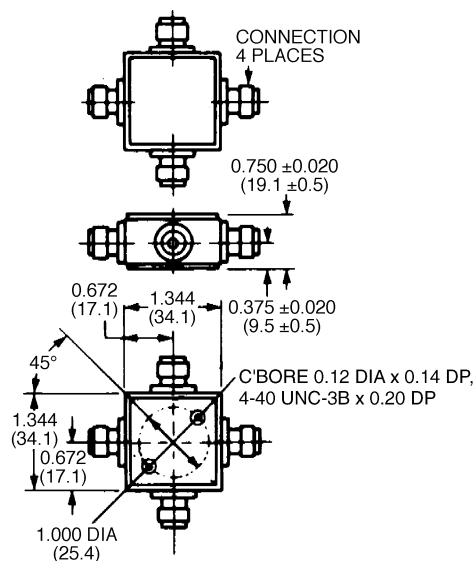
<b>Frequency Range</b>	1-300 MHz	
<b>Insertion Loss</b>	2-200 MHz	0.75 dB Max
<b>(Less coupling)</b>	1-300 MHz	1.0 dB Max
<b>Isolation</b>	2-200 MHz	30 dB Min
	1-300 MHz	20 dB Min
<b>Amplitude Balance</b>	0.25 dB Max	
<b>Phase Balance</b>	2-200 MHz	3° Max
	1-300 MHz	4° Max
<b>VSWR (All Ports)</b>	2-200 MHz	1.3:1 Max
	1-300 MHz	1.5:1 Max

\*All specifications apply with 50 ohm source and load impedance.

### Ordering Information

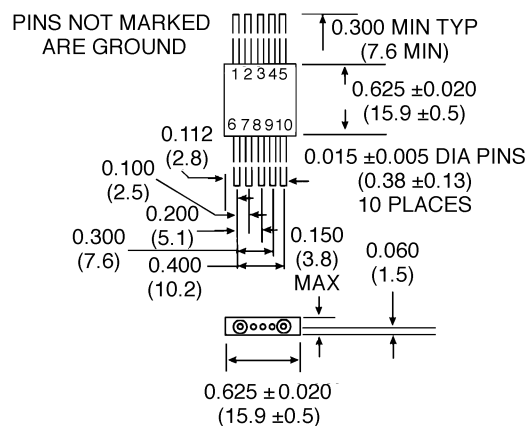
Part Number	Package
DS-117 PIN	FP-3 Flatpack
DS-308 BNC	C-8 Connectorized
DS-308 N	C-8 Connectorized
DS-308 SMA	C-8 Connectorized

### C-8



Dimensions in ( ) are in mm.  
 Unless Otherwise Noted: .xxx = ±0.015 (.x = ±0.4)  
 WEIGHT (APPROX.): 2.5 OUNCES 71 GRAMS

### FP-3



Dimensions in ( ) are in mm.  
 Unless Otherwise Noted: .xxx = ±0.010 (.xx = ±0.25)  
 .xx = ±0.02 (.x = ±0.5)  
 WEIGHT (APPROX.): 0.12 OUNCES 3.4 GRAMS

Specifications Subject to Change Without Notice.

M/A-COM, Inc.

North America: Tel. (800) 366-2266  
 Fax (800) 618-8883

■ Asia/Pacific: Tel. +81 (03) 3226-1671  
 Fax +81 (03) 3226-1451

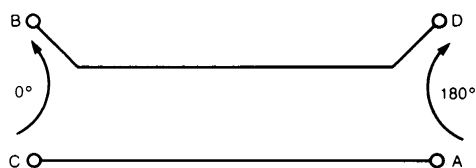
■ Europe: Tel. +44 (1344) 869 595  
 Fax +44 (1344) 300 020

## Pin Configuration DS-117

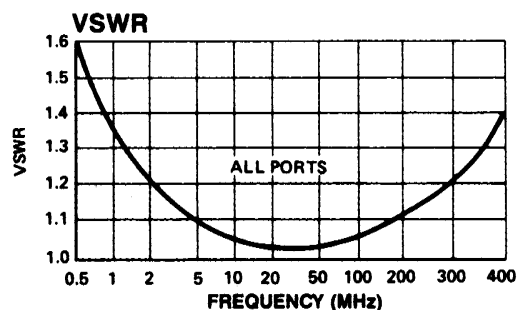
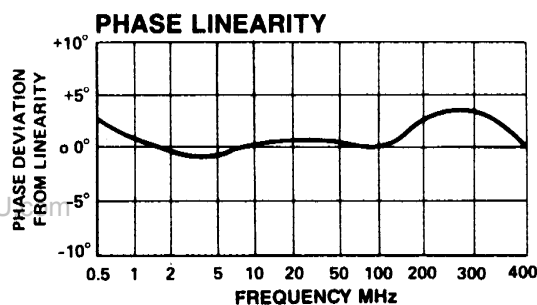
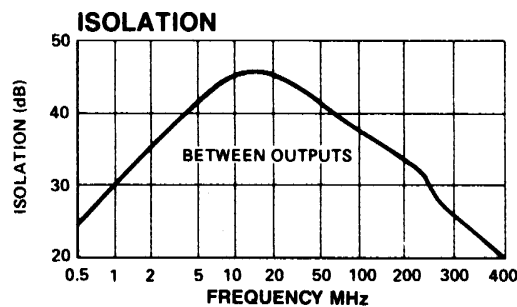
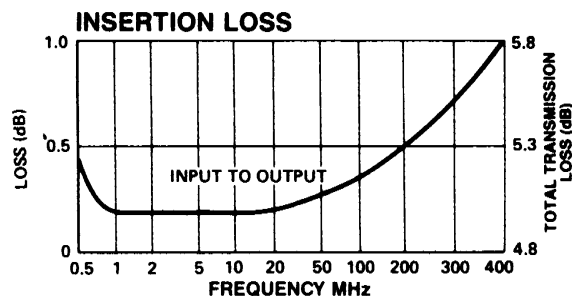
Pin	Description
3	Input
6	Output
8	Output
10	Output

Case and all other pins are ground.

## Pin Configuration DS-308



## Typical Performance



Specifications Subject to Change Without Notice.